

Job Name:	Location:	Date:
Purchaser:	Engineer:	
Submitted to:	For <input type="checkbox"/> Reference <input type="checkbox"/> Approval <input type="checkbox"/> Construction	
Unit Designation:	Schedule No.:	

GENERAL FEATURES

- Limited warranty: one year on parts and defects and six years on compressor
- Compact side-discharge outdoor unit
- Zone control
- Wireless remote controller
- Automatic fan speed control
- Quiet operation – both indoor and outdoor units
- Auto restart following a power outage
- Self check function – onboard diagnostics
- Advanced microprocessor control
- Auto changeover for cooling and heat

Cooling

Rated capacity	16,200 Btu/h
Minimum capacity	3,100 Btu/h
SEER	16.0 Btu/h/W
Total input	2070 W
Power supply	208 / 230V, 1 Phase, 60 Hz
Breaker size	15 A

Heating

Rated capacity	20,100 Btu/h
Minimum capacity	3,400 Btu/h
Total input	2150 W
HSPF (IV/V) (Btu/h/W)	8.2 / 6.7

Voltage


Indoor - Outdoor S1-S2	208 / 230V, 1 Phase, 60 Hz
Indoor - Outdoor S2-S3	12-24 VDC
Indoor - Remote Controller	wireless

Indoor unit

MCA	1.0 A
Fan motor	0.76 F.L.A.
Air ow (Lo-Med-Hi)	268-328-381 Dry CFM 240-293-342 Wet CFM
Sound level (Lo-Med-Hi)	34-40-46 dB(A)

DIMENSIONS		INCHES	MM
inches	W	330-11/16	780
	D	8-1/4	210
	H	11-3/4	249

Weight (lbs/Kg)	23 / 10.5
Field drain pipe size I.D. (inches/mm)	1/2 / 12.7


Outdoor Unit

Compressor	.DC inverter/twin rotary
MCA	14
Fan motor	0.52 F.L.A.
Sound level	50 dB(A)

DIMENSIONS	INCHES	MM
W	31-1/2	800
D	11-1/4	286
H	21-5/8	550

Weight (lbs/Kg)	88 / 40
Refrigerant type	R410A
Refrigerant pipe size O.D. (inches/mm)	gas side 1/2 / 12.7 liquid side 1/4 / 6.35
Max. refrigerant pipe length (ft/m)	65 / 20
Max. refrigerant pipe height difference (ft/m)	40 / 12
Connection method	flared

NOTES:

*1. Rating conditions (cooling)-indoor : D.B. 80°F, W.B. 67°F
 outdoor : D.B. 95°F, W.B. 75°F

*2. Rating conditions (heating)-indoor : D.B. 70°F, W.B. 60°F outdoor : D.B. 17°F, W.B. 15°F

Operating range

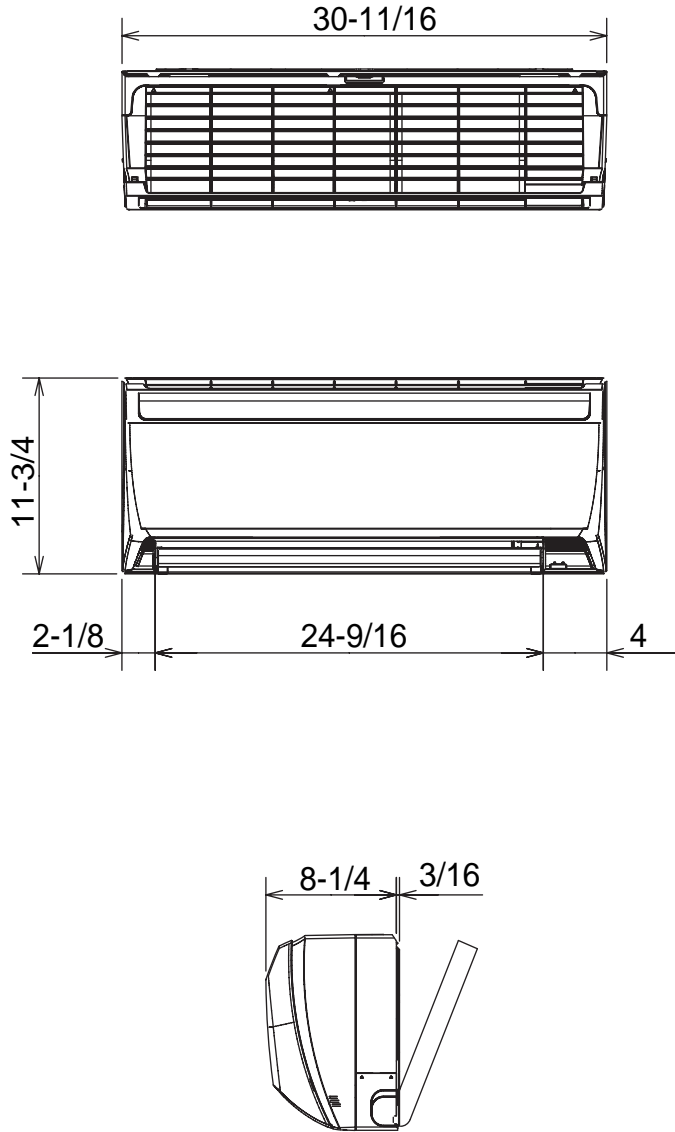
		Indoor intake air temp.	Outdoor intake air temp.
Cooling	Maximum	D.B. 95°F, W.B. 71°F	D.B. 115°F
	Minimum	D.B. 67°F, W.B. 57°F	D.B. 14°F *
Heating	Maximum	D.B. 80°F, W.B. 67°	D.B. 70°F, W.B. 59°F
	Minimum	D.B. 70°F, W.B. 60°	D.B. 12°F, W.B. 10°F



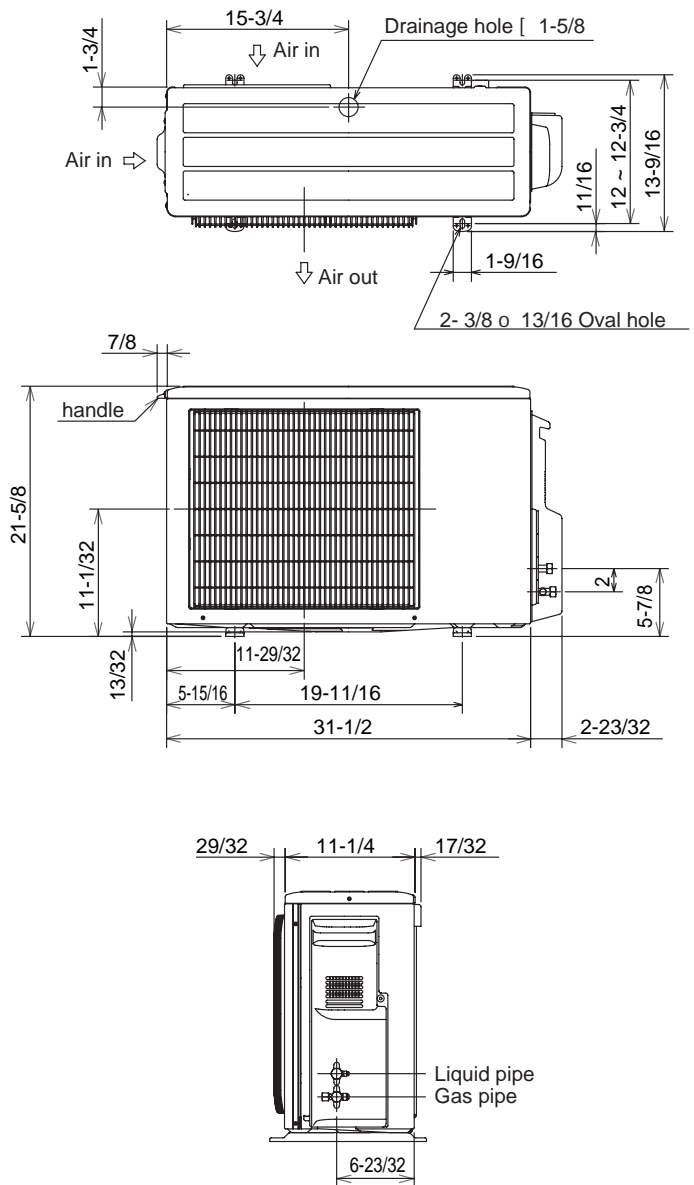
Notes:

DIMENSIONS: MSZ-A17NA & MUZ-A17NA

MSZ-A17NA



MUZ-A17NA



HVAC Advanced Products Division
Mitsubishi Electric & Electronics USA, Inc.

3400 Lawrenceville Suwanee Rd
Suwanee, GA 30024
Tele: 678-376-2900 • Fax: 800-889-9904
Toll Free: 800-433-4822 (#3)
www.mehvac.com
Specifications are subject to change without notice.