

SUBMITTAL DATA: PKA-A12GA & PUY-A12NHA

12,000 Btu/h WALL-MOUNTED AIR-CONDITIONING SYSTEM

Job Name: _____	Location: _____	Date: _____
Purchaser: _____	Engineer: _____	
Submitted to: _____	For <input type="checkbox"/> Reference <input type="checkbox"/> Approval <input type="checkbox"/> Construction	
Unit Designation: _____	Schedule No.: _____	

GENERAL FEATURES

- Limited warranty: one year on parts and defects and six years on compressor
- Compact side-discharge outdoor unit
- Zone control
- Hard-wired, wall-mounted remote controller (PAR-21MAA)
- Automatic fan speed control
- Quiet operation – both, indoor and outdoor units
- Auto restart following a power outage
- Self check function
- Advanced microprocessor control

Rated capacity	12,000 Btu/h
Minimum capacity	6,000 Btu/h
Total input	1210 W
SEER	13.8
Power supply	208 / 230V, 1 Phase, 60 Hz
Breaker size	15 A

Voltage

Indoor - outdoor S1-S2	AC 208/230V
Indoor - outdoor S2-S3	DC 24V
Indoor - remote controller	wired


Indoor unit

MCA	1 A
Fan motor	0.33 F.L.A.
Fan motor output	30 W
Airflow (Lo-M1-M2-Hi)	320-350-390-425 Dry CFM
	290-315-350-380 Wet CFM
Sound level (Lo-M1-M2-Hi)	36-38-41-43 dB(A)


DIMENSIONS	INCHES	MM
W	39	990
D	9-1/4	235
H	13-3/8	340

Weight (lbs/kg)	35 / 16
Field drain pipe size I.D. (inches/mm)	3/4 / 19.05

Remote Controller: PAR-21MAA



Indoor Unit: PKA-A12GA



Outdoor Unit: PUY-A12NHA

Outdoor unit

Compressor	DC inverter/twin rotary
MCA	13
Fan motor	0.35 F.L.A.
Sound level	46 dB(A)

DIMENSIONS	INCHES	MM
W	31-1/2	800
D	13 + 7/8	330 + 23
H	23-5/8	600

Weight (lbs/Kg)	90 / 41
Refrigerant type	R410A
Refrigerant pipe size O.D. (inches/mm)	
gas side	1/2 / 12.7
liquid side	1/4 / 6.35
Max. refrigerant pipe length (ft/m)	100 / 30
Max. refrigerant pipe height difference (ft/m)	100 / 30
Connection method	flared

NOTES :

*1. Rating conditions (cooling)-indoor : D.B. 80°F, W.B. 67°F
 outdoor : D.B. 95°F, W.B. 75°F.

Operating range

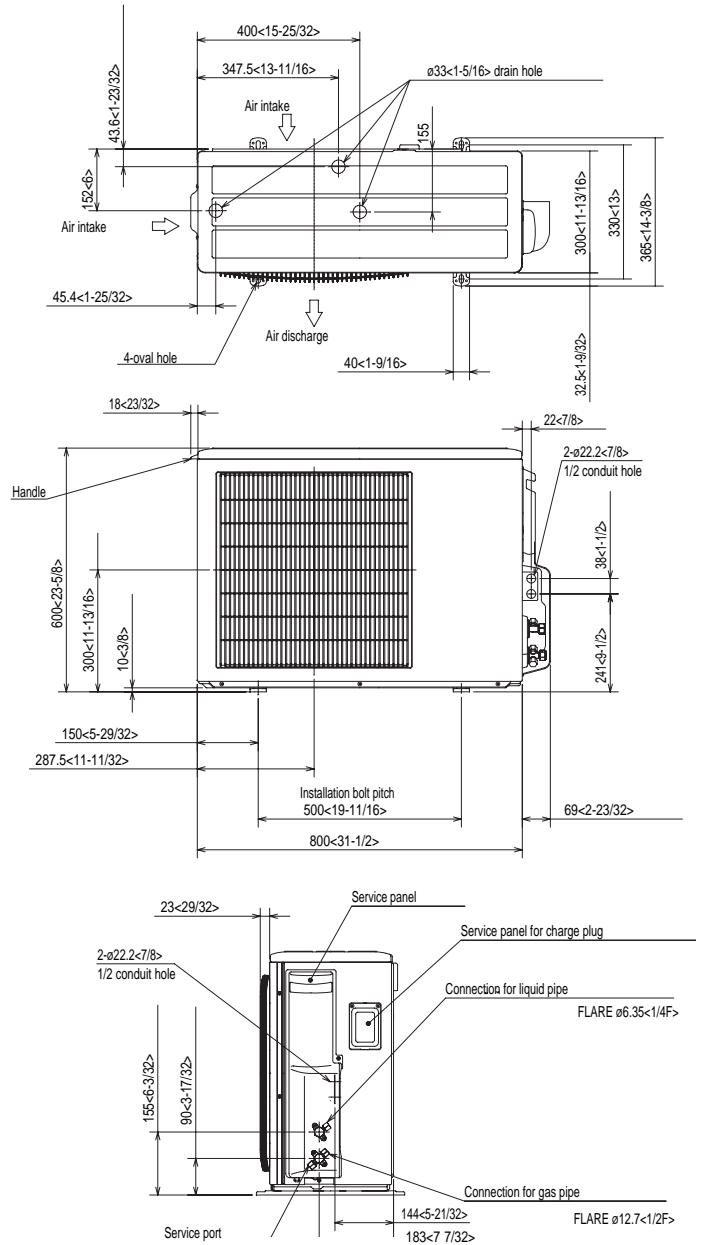
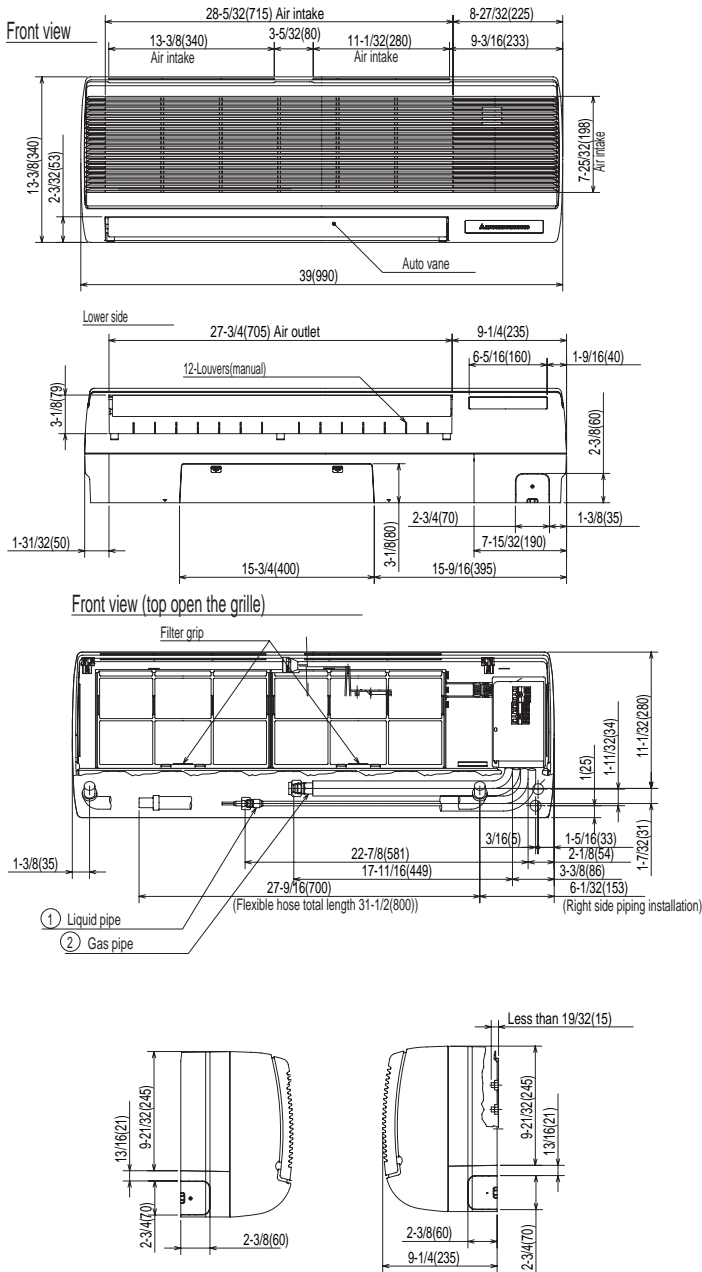
		Indoor intake air temp.	Outdoor intake air temp.
Cooling	Maximum	D.B. 95°F, W.B. 71°F	D.B. 115°F
	Minimum	D.B. 67°F, W.B. 57°F	D.B. 0°F *

* With wind baffle installed. If not installed, the minimum rated temperature is 23°FDB.



Notes:

DIMENSIONS: PKA-A12GA & PUY-A12NHA



HVAC Advanced Products Division
Mitsubishi Electric & Electronics USA, Inc.

3400 Lawrenceville Suwanee Rd
Suwanee, GA 30024
Tele: 678-376-2900 • Fax: 800-889-9904
Toll Free: 800-433-4822 (#3)
www.mehvac.com
Specifications are subject to change without notice.

SUBMITTAL DATA: PKA-A12GAL & PUY-A12NHA
12,000 Btu/h WALL-MOUNTED AIR-CONDITIONING SYSTEM

Job Name: _____	Location: _____	Date: _____
Purchaser: _____	Engineer: _____	
Submitted to: _____	For <input type="checkbox"/> Reference <input type="checkbox"/> Approval <input type="checkbox"/> Construction	
Unit Designation: _____	Schedule No.: _____	

GENERAL FEATURES

- Limited warranty: one year on parts and defects and six years on compressor
- Compact side-discharge outdoor unit
- Zone control
- Wireless remote controller
- Automatic fan speed control
- Quiet operation – both, indoor and outdoor units
- Auto restart following a power outage
- Self check function
- Advanced microprocessor control

Rated capacity	12,000 Btu/h
Minimum capacity	6,000 Btu/h
Total input	1210 W
SEER	13.8
Power supply	208 / 230V, 1 Phase, 60 Hz
Breaker size	15 A

Voltage


Indoor - outdoor S1-S2	AC 208/230V
Indoor - outdoor S2-S3	DC 24V
Indoor - remote controller	wired

Indoor unit

MCA	1 A
Fan motor	0.33 F.L.A.
Fan motor output	30 W
Airflow (Lo-M1-M2-Hi)	320-350-390-425 Dry CFM
	290-315-350-380 Wet CFM
Sound level (Lo-M1-M2-Hi)	36-38-41-43 dB(A)

DIMENSIONS	INCHES	MM
W	39	990
D	9-1/4	235
H	13-3/8	340

Weight (lbs/kg)	35 / 16
Field drain pipe size I.D. (inches/mm)	3/4 / 19.05


Outdoor unit

Compressor	DC inverter/twin rotary
MCA	13
Fan motor	0.35 F.L.A.
Sound level	46 dB(A)

DIMENSIONS	INCHES	MM
W	31-1/2	800
D	13 + 7/8	330 + 23
H	23-5/8	600

Weight (lbs/Kg)	90 / 41
Refrigerant type	R410A
Refrigerant pipe size O.D. (inches/mm)	
gas side	1/2 / 12.7
liquid side	1/4 / 6.35
Max. refrigerant pipe length (ft/m)	100 / 30
Max. refrigerant pipe height difference (ft/m)	100 / 30
Connection method	flared

NOTES :

*1. Rating conditions (cooling)-indoor : D.B. 80°F, W.B. 67°F
 outdoor : D.B. 95°F, W.B. 75°F.

Operating range

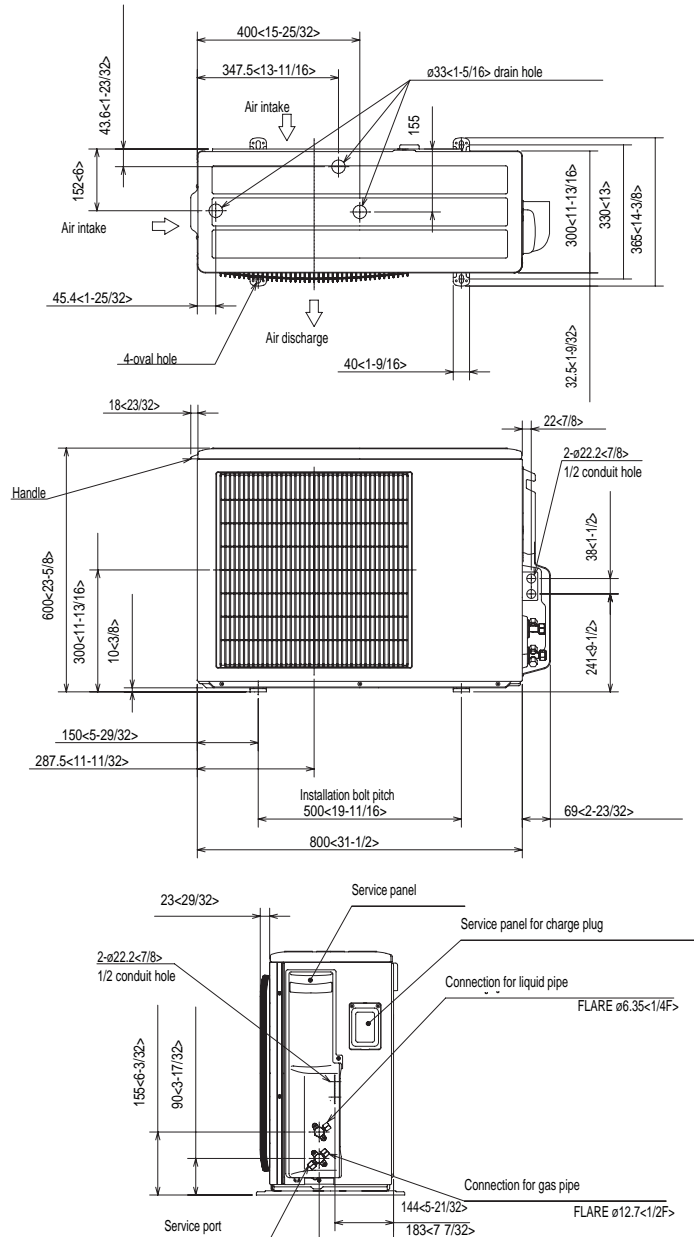
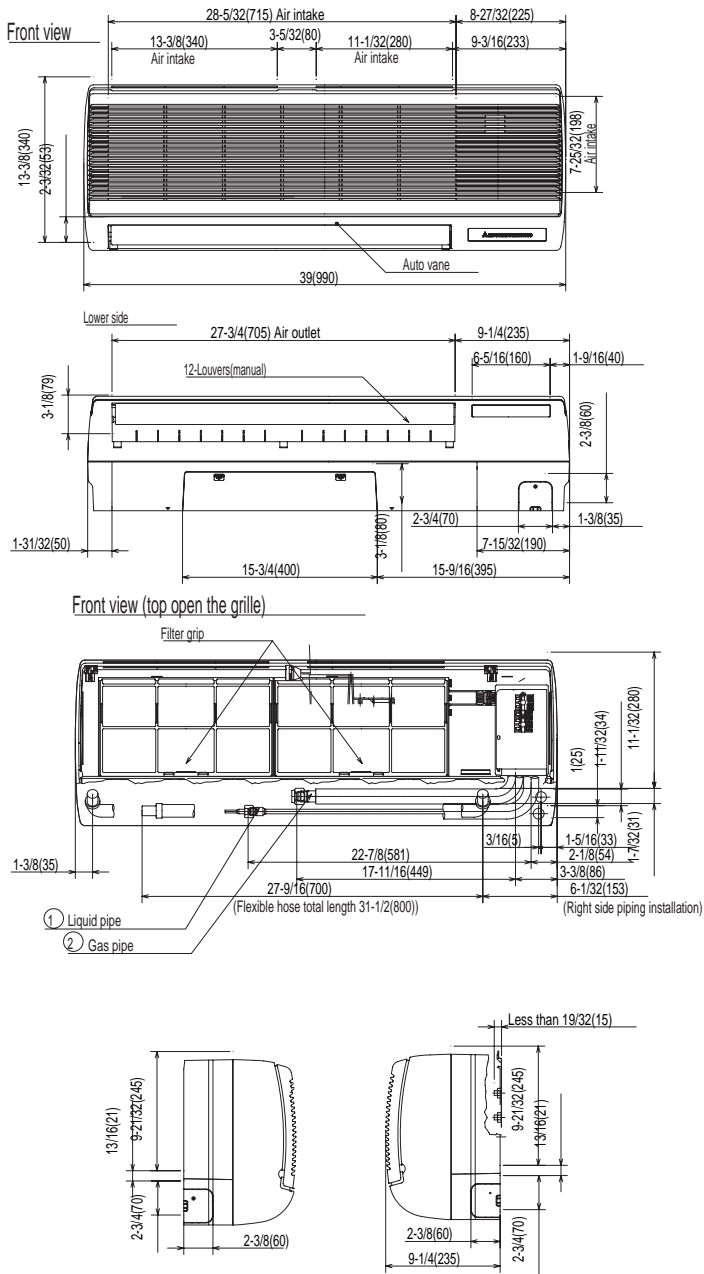
		Indoor intake air temp.	Outdoor intake air temp.
Cooling	Maximum	D.B. 95°F, W.B. 71°F	D.B. 115°F
	Minimum	D.B. 67°F, W.B. 57°F	D.B. 0°F *

* With wind baffle installed. If not installed, the minimum rated temperature is 23°FDB.



Notes:

DIMENSIONS: PKA-A12GAL & PUY-A12NHA



HVAC Advanced Products Division
Mitsubishi Electric & Electronics USA, Inc.

3400 Lawrenceville Suwanee Rd
Suwanee, GA 30024
Tele: 678-376-2900 • Fax: 800-889-9904
Toll Free: 800-433-4822 (#3)

www.mehvac.com
Specifications are subject to change without notice.